

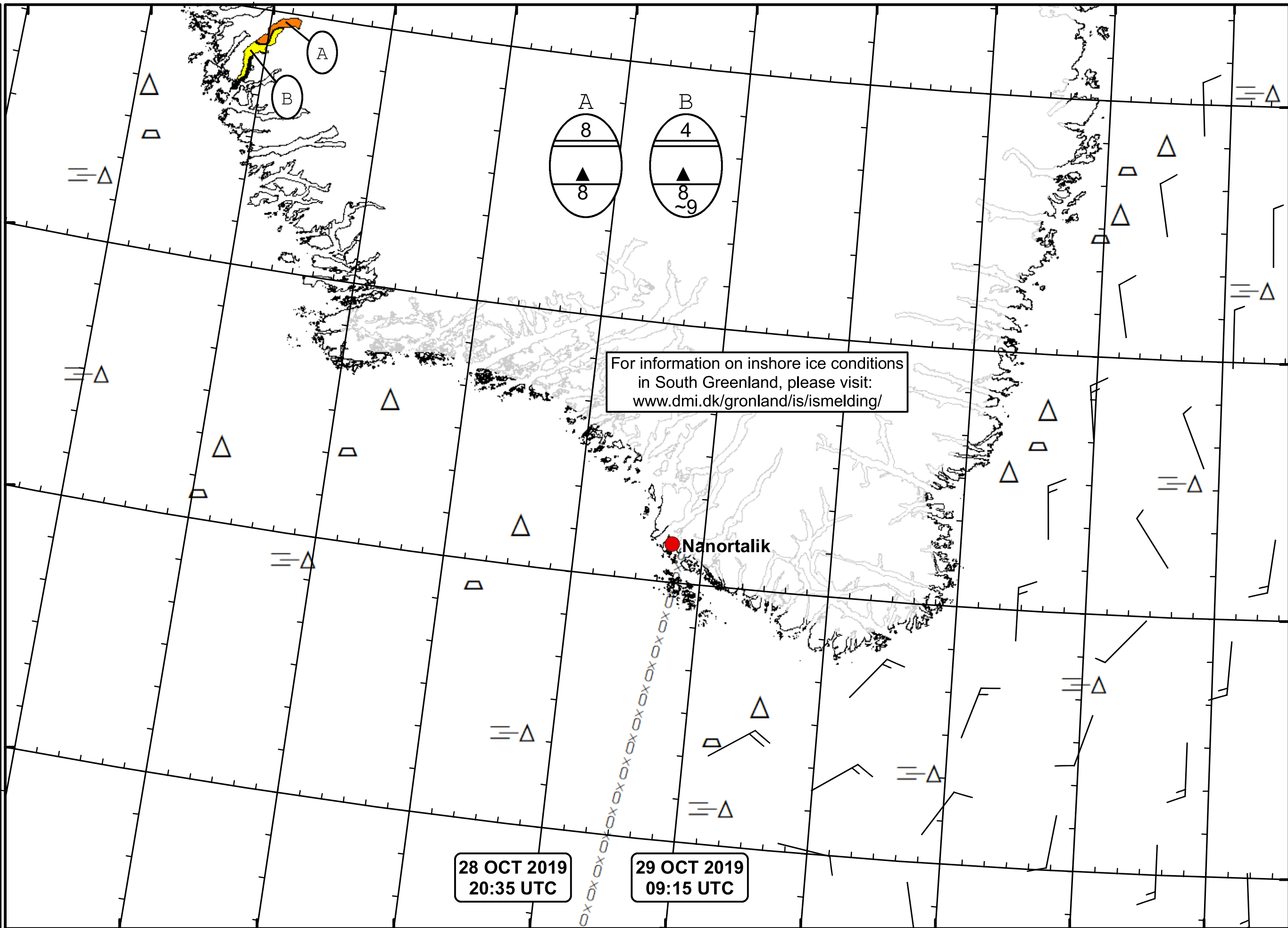


51°W 50°W 49°W 48°W 47°W 46°W 45°W 44°W 43°W 42°W 41°W


  
 DMI
   
 Ice Service
   
 Cape Farewell Ice Chart
   
 Danish Meteorological Institute
   
 Valid: 29 October 2019, 09:15 UTC
   
 Next Chart: 31 October 2019
   




62°N

61°N

60°N

59°N

49°W 48°W 47°W 46°W 45°W 44°W 43°W 42°W 41°W

28 OCT 2019  
20:35 UTC

29 OCT 2019  
09:15 UTC

For information on inshore ice conditions  
in South Greenland, please visit:  
[www.dmi.dk/gronland/is/ismelding/](http://www.dmi.dk/gronland/is/ismelding/)

Nanortalik

A

B

A

B

8

4

8

8

9