


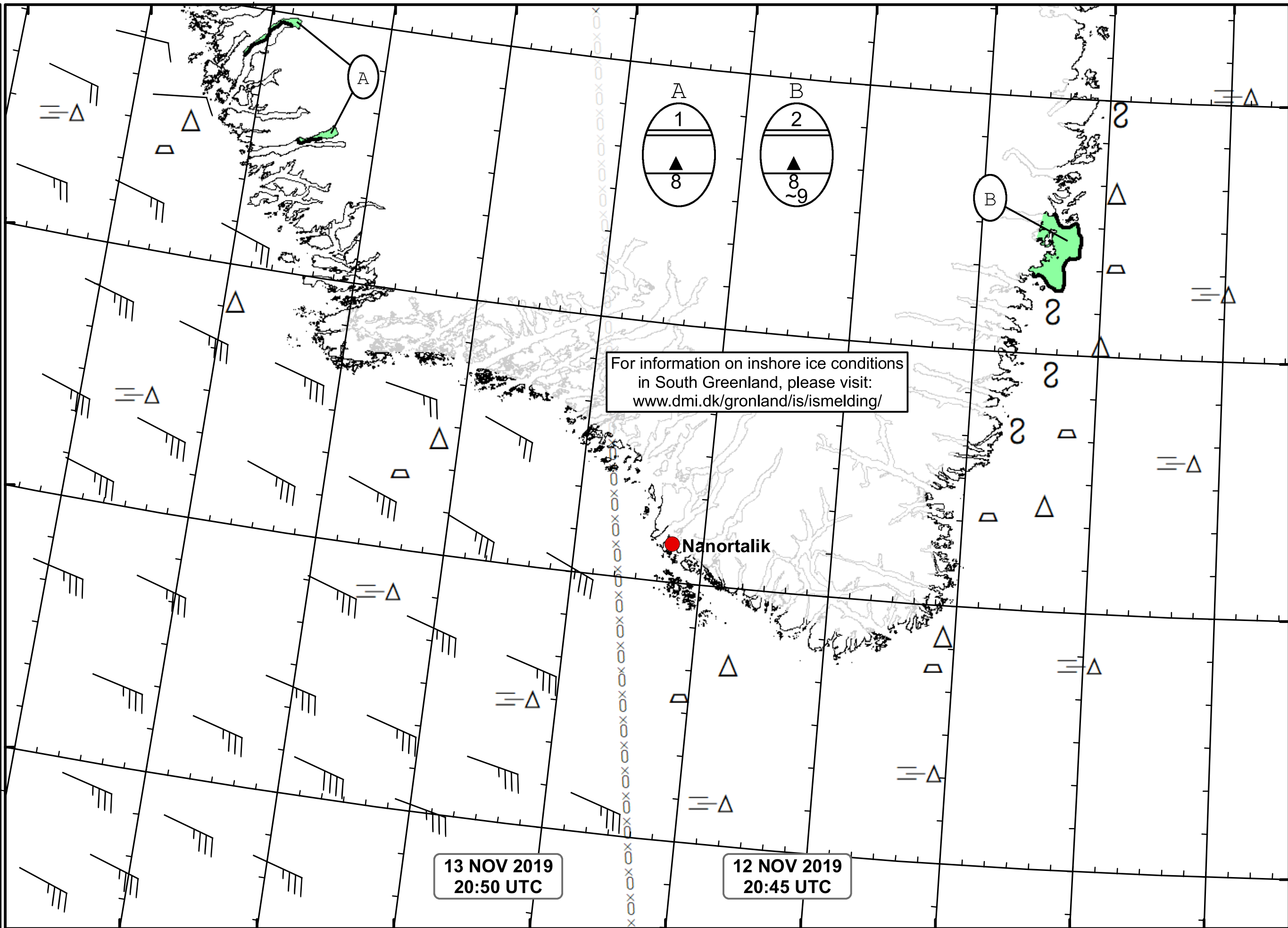


51°W 50°W 49°W 48°W 47°W 46°W 45°W 44°W 43°W 42°W 41°W



DMI
 Ice Service
Cape Farewell Ice Chart
 Danish Meteorological Institute
 Valid: 13 November 2019, 20:50 UTC
 Next Chart: 16 November 2019




For information on inshore ice conditions in South Greenland, please visit: www.dmi.dk/gronland/is/ismelding/

Nanortalik

**13 NOV 2019
20:50 UTC**

**12 NOV 2019
20:45 UTC**

49°W 48°W 47°W 46°W 45°W 44°W 43°W 42°W 41°W

62°N
61°N
60°N
59°N