


51°W 50°W 49°W 48°W 47°W 46°W 45°W 44°W 43°W 42°W 41°W



 DMI


 Ice Service

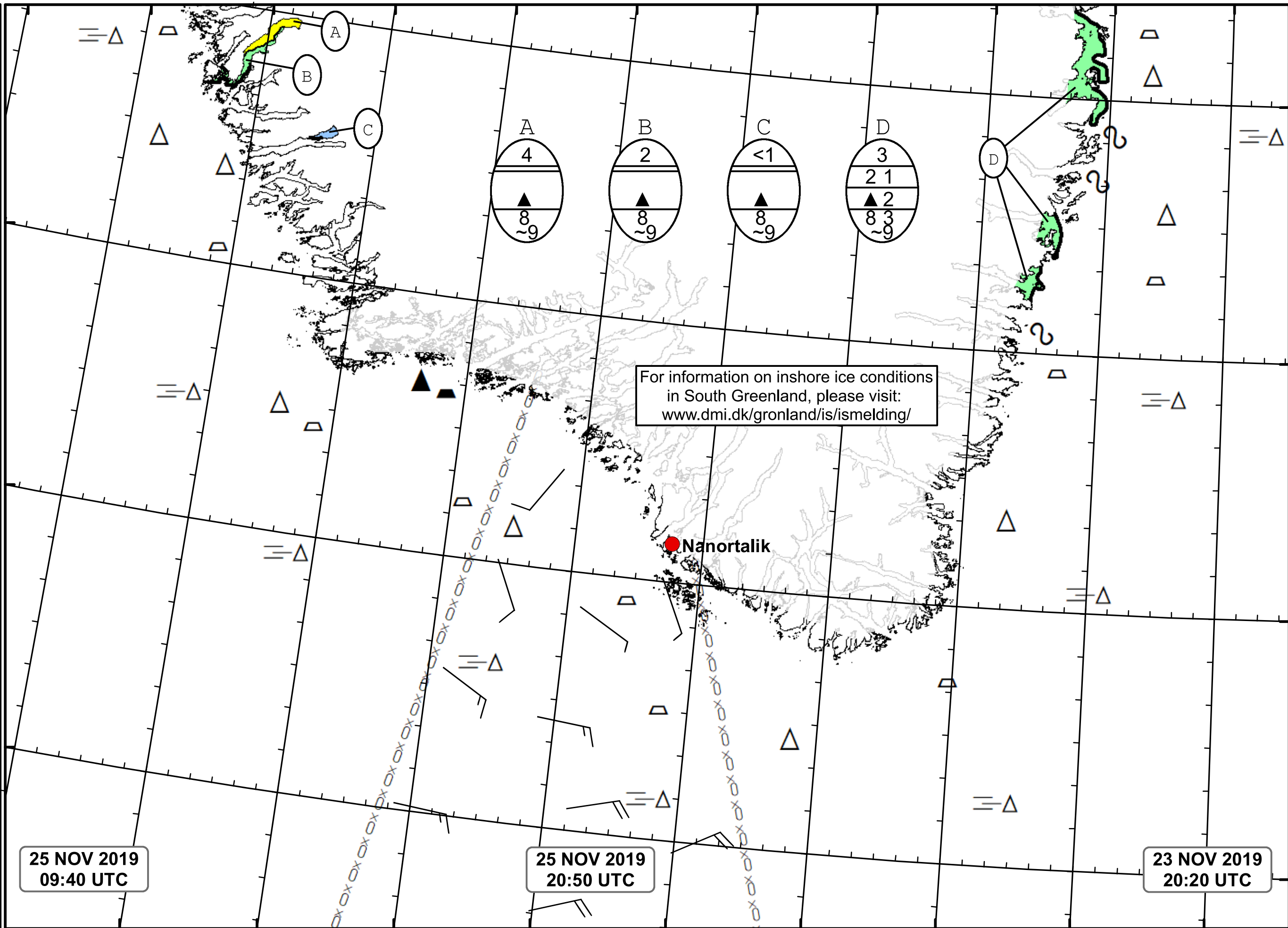
 Danish Meteorological Institute

 Cape Farewell Ice Chart

 Valid: 25 November 2019, 20:50 UTC

 Next Chart: 28 November 2019





For information on inshore ice conditions
in South Greenland, please visit:
www.dmi.dk/gronland/is/ismelding/

25 NOV 2019
09:40 UTC

25 NOV 2019
20:50 UTC

23 NOV 2019
20:20 UTC

49°W 48°W 47°W 46°W 45°W 44°W 43°W 42°W 41°W

62°N
61°N
60°N
59°N

A
 B
 C
 D
 4
 2
 <1
 3
 2 1
 2
 8 3
 8 9
 8 9
 8 9
 8 9