



51°W 50°W 49°W 48°W 47°W 46°W 45°W 44°W 43°W 42°W 41°W



 DMI




 Ice Service

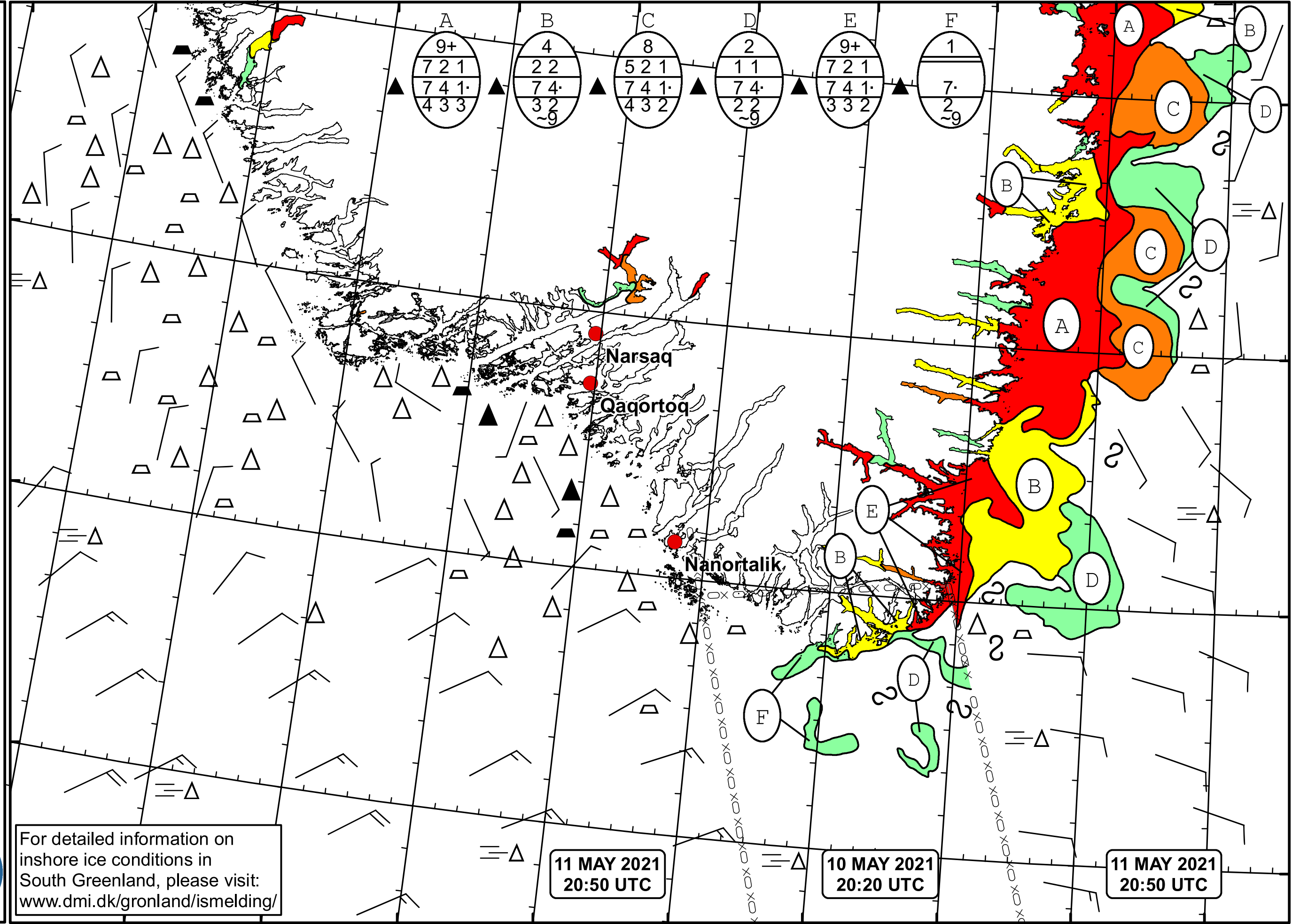
 Cape Farewell Ice Chart

 Danish Meteorological Institute

 Valid: 11 May 2021, 20:50 UTC

 Next Chart: 13 May 2021





A	B	C	D	E	F
9+	4	8	2	9+	1
7 2 1	2 2	5 2 1	1 1	7 2 1	7 2 1
7 4 1	7 4	7 4 1	7 4	7 4 1	7 2
4 3 3	3 2	4 3 2	2 2	3 3 2	2 9

For detailed information on inshore ice conditions in South Greenland, please visit: www.dmi.dk/gronland/ismelding/

11 MAY 2021
20:50 UTC

10 MAY 2021
20:20 UTC

11 MAY 2021
20:50 UTC

49°W 48°W 47°W 46°W 45°W 44°W 43°W 42°W 41°W

62°N
61°N
60°N
59°N