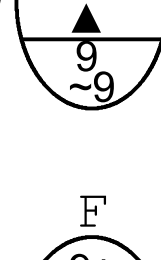
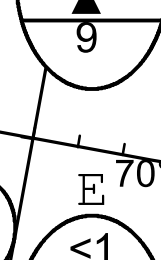
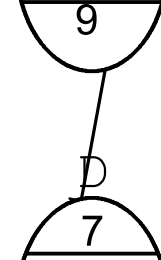
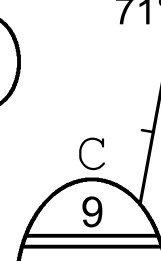




13 AUG 2019
10:40 UTC

12 AUG 2019
16:00 UTC

13 AUG 2019
09:55 UTC



West Greenland Ice Chart

Danish Meteorological Institute

Valid: 13 August 2019, 10:40 UTC