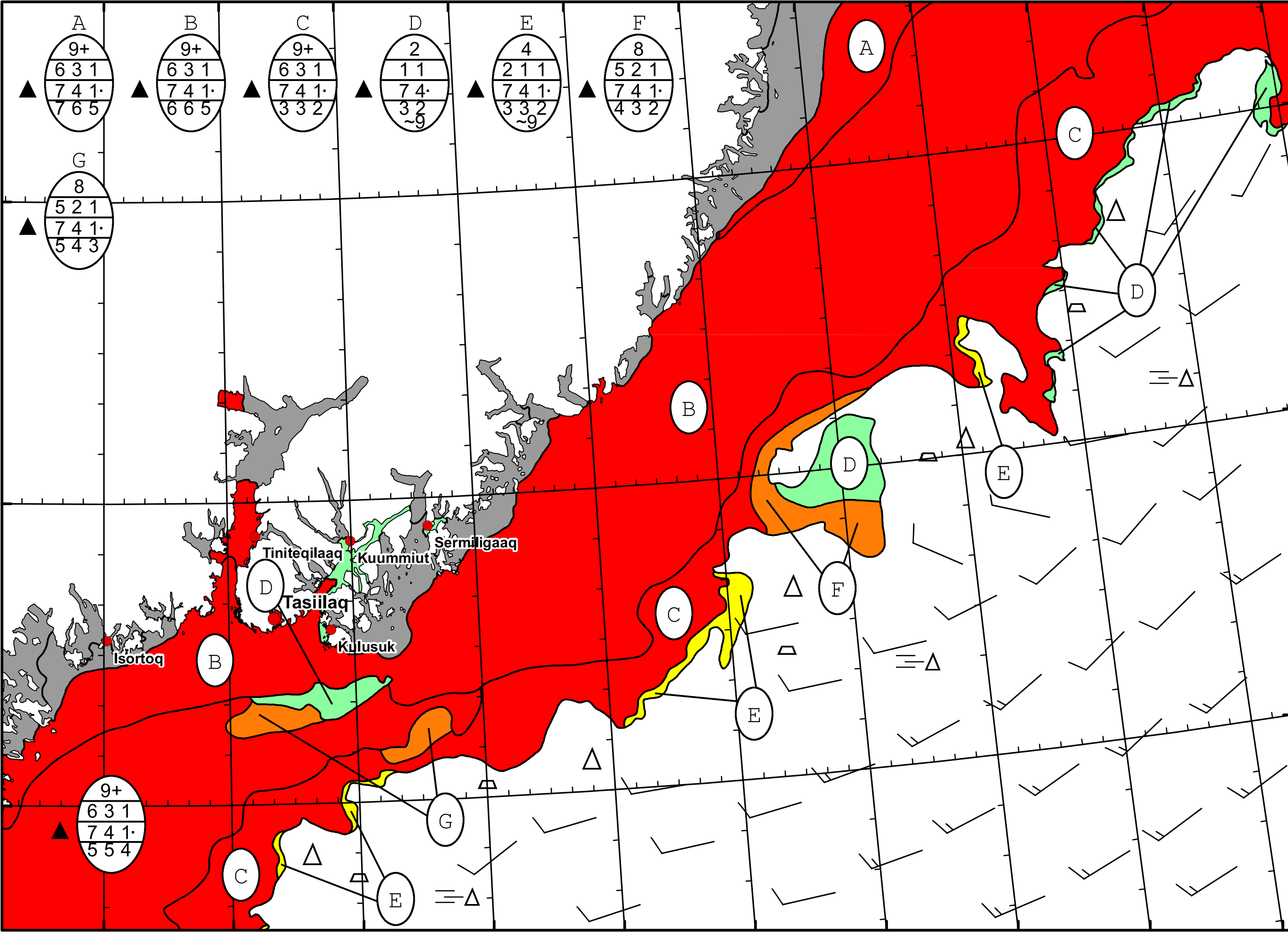


39°W 38°W 37°W 36°W 35°W 34°W 33°W 32°W 31°W 30°W 29°W






67°N

66°N

65°N

39°W 38°W 37°W 36°W 35°W 34°W 33°W 32°W 31°W 30°W

 DMU

 Ice Service

 Danish Meteorological Institute

 East Greenland Ice Chart

 Valid: 28 May 2024, 19:50 UTC

A

9+
6 3 1
7 4 1
7 6 5

B

9+
6 3 1
7 4 1
6 6 5

C

9+
6 3 1
7 4 1
3 3 2

D

2
1 1
7 4
3 2
~9

E

4
2 1 1
7 4 1
3 3 2
~9

F

8
5 2 1
7 4 1
4 3 2

G

8
5 2 1
7 4 1
5 4 3

9+
6 3 1
7 4 1
5 5 4