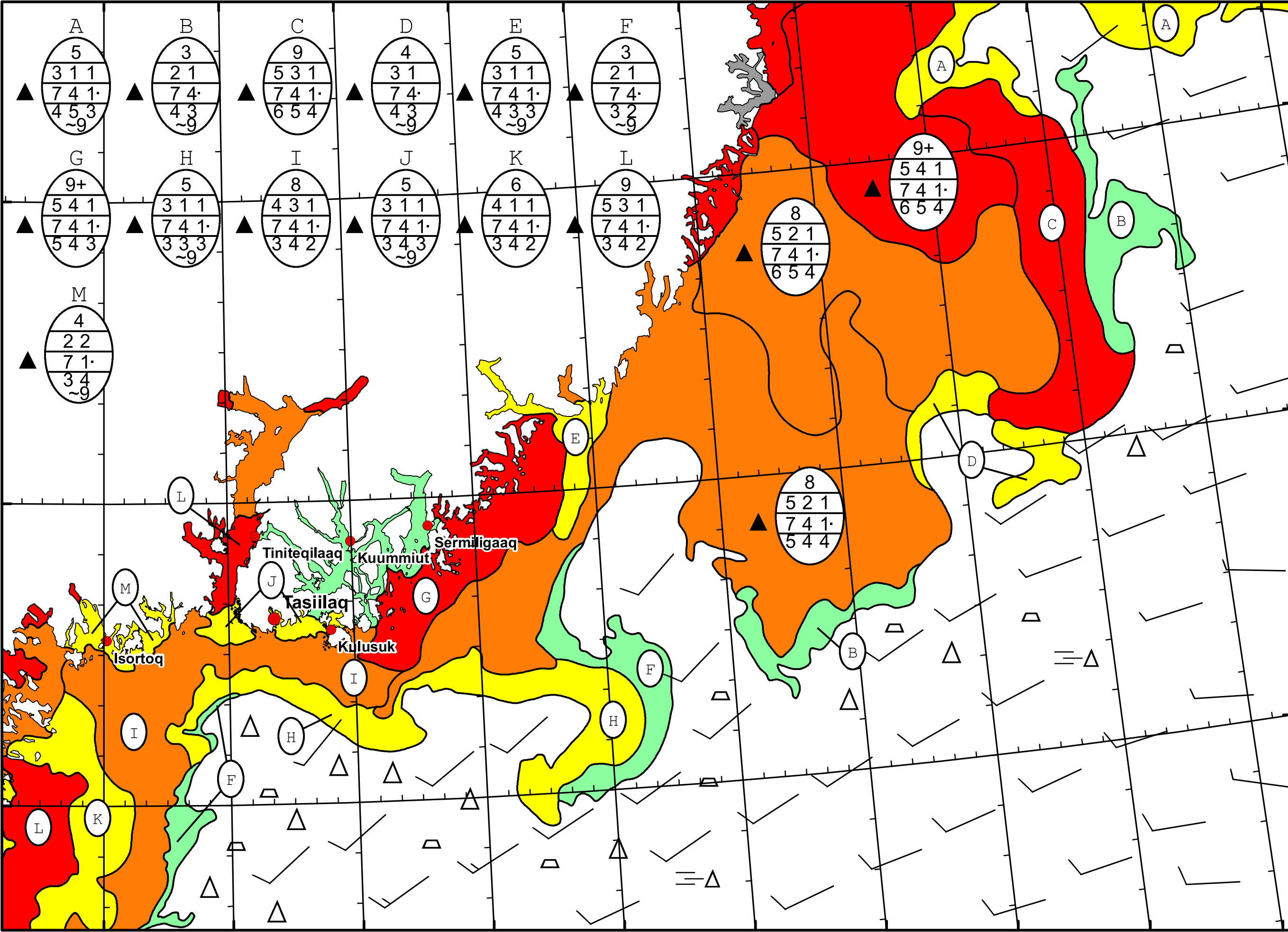




39°W 38°W 37°W 36°W 35°W 34°W 33°W 32°W 31°W 30°W 29°W




  
 DMI
   
 Ice Service
   
 Danish Meteorological Institute
   
 East Greenland Ice Chart
   
 Valid: 06 July 2024, 08:55 UTC
   


A

5
3 1 1
7 4 1
4 5 3
~9

B

3
2 1
7 4
4 3
~9

C

9
5 3 1
7 4 1
6 5 4

D

4
3 1
7 4
4 3
~9

E

5
3 1 1
7 4 1
4 3 3
~9

F

3
2 1
7 4
3 2
~9

G

9+
5 4 1
7 4 1
5 4 3

H

5
3 1 1
7 4 1
3 3 3
~9

I

8
4 3 1
7 4 1
3 4 2

J

5
3 1 1
7 4 1
3 4 3
~9

K

6
4 1 1
7 4 1
3 4 2

L

9
5 3 1
7 4 1
3 4 2

M

4
2 2
7 1
3 4
~9

9+

5 4 1
7 4 1
6 5 4

8

5 2 1
7 4 1
6 5 4

8

5 2 1
7 4 1
5 4 4

39°W 38°W 37°W 36°W 35°W 34°W 33°W 32°W 31°W 30°W

67°N

66°N

65°N