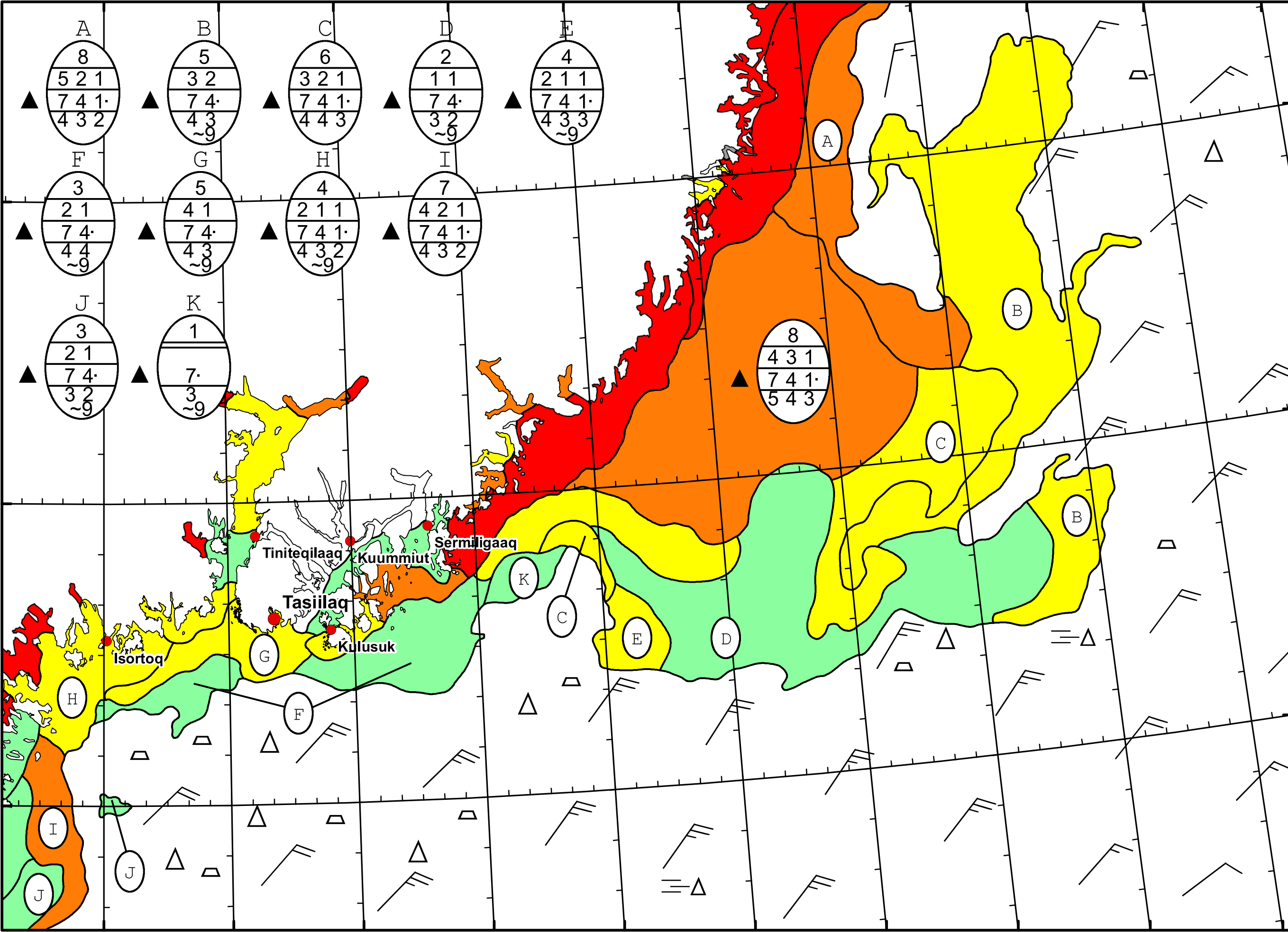



39°W 38°W 37°W 36°W 35°W 34°W 33°W 32°W 31°W 30°W 29°W



A 8 5 2 1 7 4 1 4 3 2	B 5 3 2 7 4 4 3 ~9	C 6 3 2 1 7 4 1 4 4 3	D 2 1 1 7 4 3 2 ~9	E 4 2 1 1 7 4 1 4 3 3 ~9
F 3 2 1 7 4 4 4 ~9	G 5 4 1 7 4 4 3 ~9	H 4 2 1 1 7 4 1 4 3 2 ~9	I 7 4 2 1 7 4 1 4 3 2	
J 3 2 1 7 4 3 2 ~9	K 1 7 3 ~9			




 DMI

 Ice Service

 Danish Meteorological Institute

 East Greenland Ice Chart

 Valid: 17 July 2024, 19:55 UTC



39°W 38°W 37°W 36°W 35°W 34°W 33°W 32°W 31°W 30°W

67°N
66°N
65°N